

Format of holding of specified securities

Annexure - I

- 1. Name of the Listed Entity : JAGADISHWAR PHARMACEUTICAL WORKS LTD.
- 2. Scrip Code: **JPWL** /Name of Scrip: **JAGADISHWAR PHARMACEUTICAL WORKS LTD.** / Class of Security : Equity Shares
- 3. Share Holding Pattern Field under: Reg.31(1)(b)/Reg.31(1)(c)
 - a. If under 31(1)(b) then indicate the report for Quarter ending 31.12.2021

4. Declaration: The Listed entity is required to submit the following declaration to the extent of submission of information:-

| | Particulars | Yes* | No* |
|----|---|-------------|------------|
| 1. | Whether the Listed Entity has issued any partly paid up shares ? | | No |
| 2. | Whether the Listed Entity has issued any Convertible Securities or Warrants ? | | No |
| 3. | Whether the Listed Entity has any shares against which depository receipts are issued ? | | No |
| 4. | Whether the Listed Entity has any shares in locked-in ? | | No |
| 5. | Whether any shares held by promoters are pledge or otherwise encumbered ? | | No |

5. The tabular format for disclosure of holding of specified securities is as follows :-




Table I - Summary Statement holding of specified securities

| Category (I) | Category of shareholder (II) | Nos. of shareholders (III) | No. of fully paid up equity shares held (IV) | No. of partly paid-up equity shares held (V) | No. of shares underlying Depository Receipt (VI) | Total nos. shares held (VII) = (IV)+(V)+(VI) | Shareholding as a % of total no. of shares (calculated as per SCRR, 1957) (VIII) As a % of (A+B+C2) | Number of Voting Rights held in each class of securities (IX) | | | No. of Shares Underlying convertible securities (Including Warrants) (X) | Shareholding as a % assuming full conversion of convertible securities (as a percentage of diluted share capital) (XI)=(VII)+(X) as a % of (A+B+C) | Number of Locked in shares (XII) | | Number of Shares pledged or otherwise encumbered | | Number of equity shares held in dematerialized form (XIV) | |
|--------------|-------------------------------|----------------------------|--|--|--|--|---|---|------------|-------------|--|--|----------------------------------|---------|--|---------|---|---------------------------------|
| | | | | | | | | No. of Voting Rights | | | | | Total as a % of (A+B+C) | No. (a) | As a % of total Shares held (b) | No. (a) | | As a % of total Shares held (b) |
| | | | | | | | | Class eg: Eq. | Class eg:y | Total | | | | | | | | |
| (A) | Promoter & Promoters Group | 3.00 | 3164240.00 | | | 3164240.00 | 10.65 | 3164240.00 | | 3164240.00 | 10.65 | | | | | | | |
| (B) | Public | 112.00 | 26535950.00 | | | 26535950.00 | 89.35 | 26535950.00 | | 26535950.00 | 89.35 | | | | | | 1134500.00 | |
| (C) | Non Promoter-Non Public | | | | | | | | | | | | | | | | | |
| (C1) | Shares underlying DRs | | | | | | | | | | | | | | | | | |
| (C2) | Shares held by Employee Trust | | | | | | | | | | | | | | | | | |
| | Total : = | 115.00 | 29700190.00 | 0.00 | | 29700190.00 | 100.00 | 29700190.00 | | 29700190.00 | 100.00 | 0.00 | 0.00 | 0.00 | 0.00 | 0.00 | 1134500.00 | |
| | Actual Holder-> | 117.00 | | | | | | | | | | | | | | | | |




Table II - Statement showing shareholding pattern of the Promoter and Promoter Group

| | Category & Name of shareholders (I) | Entity ID. (i.e. Promoter OR Promoter Group Entity) | PAN (II) | Nos. of shareholders (III) | No. of fully paid-up equity shares held (IV) | No. of partly paid-up equity shares held (V) | Nos. of shares underlying Depository Receipt (VI) | Total nos. shares held (VII) = (IV)+(V)+(VI) | Shareholding % calculated as per SCRR, 1957 As a % of (A+B+C2) (VIII) | Number of Voting Rights held in each class of securities (IX) | | | No. of Shares Outstanding convertible securities (Including Warrants) (X) | Shareholding as a % assuming full conversion of convertible securities (as a percentage of diluted share capital) (XI) = (VII)+(X) as a % of (A+B+C) | Number of Locked in shares (XII) | | Number of Shares pledged or otherwise encumbered (XIII) | | Number of equity shares held in dematerialized form (XIV) | |
|-----|--|---|------------|----------------------------|--|--|---|--|---|---|---------|------------|---|--|-------------------------------------|---------|---|---------|---|---------------------------------|
| | | | | | | | | | | No. of Voting Rights | | | | | Total as a % of Total Voting rights | No. (a) | As a % of total Shares held (b) | No. (a) | | As a % of total Shares held (b) |
| | | | | | | | | | | Class (Eq.) | Class y | Total | | | | | | | | |
| (1) | INDIAN : | | | | | | | | | | | | | | | | | | | |
| (a) | Individuals / HUF | | | 0.00 | 0.00 | 0.00 | 0.00 | 0.00 | 0.00 | 0.00 | 0.00 | 0.00 | 0.00 | 0.00 | 0.00 | 0.00 | 0.00 | 0.00 | 0.00 | 0.00 |
| (b) | Central Govt./State Govt.(s) | | | 0.00 | 0.00 | 0.00 | 0.00 | 0.00 | 0.00 | 0.00 | 0.00 | 0.00 | 0.00 | 0.00 | 0.00 | 0.00 | 0.00 | 0.00 | 0.00 | 0.00 |
| (c) | Financial Institutions / Banks | | | 0.00 | 0.00 | 0.00 | 0.00 | 0.00 | 0.00 | 0.00 | 0.00 | 0.00 | 0.00 | 0.00 | 0.00 | 0.00 | 0.00 | 0.00 | 0.00 | 0.00 |
| (d) | Any Other (specify) | | | | | | | | | | | | | | | | | | | |
| | Bodies Corporate | | | | | | | | | | | | | | | | | | | |
| 1 | N.E.ELECTRONICS LTD | Promoter Group | AAACN6695B | | 1040000.00 | 0.00 | 0.00 | 1040000.00 | 3.50 | 1040000.00 | 0.00 | 1040000.00 | 3.50 | 0.00 | 3.50 | 0.00 | 0.00 | 0.00 | 0.00 | 0.00 |
| 2 | ISPAT SHEETS LIMITED | Promoter Group | AAACI4429E | | 1061820.00 | 0.00 | 0.00 | 1061820.00 | 3.58 | 1061820.00 | 0.00 | 1061820.00 | 3.58 | 0.00 | 3.58 | 0.00 | 0.00 | 0.00 | 0.00 | 0.00 |
| 3 | LOGIC INFOTECH LTD. | Promoter Group | AAACL9585G | | 1062420.00 | 0.00 | 0.00 | 1062420.00 | 3.58 | 1062420.00 | 0.00 | 1062420.00 | 3.58 | 0.00 | 3.58 | 0.00 | 0.00 | 0.00 | 0.00 | 0.00 |
| | TOTAL :=== | | | 3.00 | 3164240.00 | 0.00 | 0.00 | 3164240.00 | 10.65 | 3164240.00 | 0.00 | 3164240.00 | 10.65 | 0.00 | 10.65 | 0.00 | 0.00 | 0.00 | 0.00 | 0.00 |
| | Mutual Fund | | | 0.00 | 0.00 | 0.00 | 0.00 | 0.00 | 0.00 | 0.00 | 0.00 | 0.00 | 0.00 | 0.00 | 0.00 | 0.00 | 0.00 | 0.00 | 0.00 | 0.00 |
| | Trust | | | 0.00 | 0.00 | 0.00 | 0.00 | 0.00 | 0.00 | 0.00 | 0.00 | 0.00 | 0.00 | 0.00 | 0.00 | 0.00 | 0.00 | 0.00 | 0.00 | 0.00 |
| | Others | | | 0.00 | 0.00 | 0.00 | 0.00 | 0.00 | 0.00 | 0.00 | 0.00 | 0.00 | 0.00 | 0.00 | 0.00 | 0.00 | 0.00 | 0.00 | 0.00 | 0.00 |
| | Sub Total (A)(1) : | | | 3.00 | 3164240.00 | 0.00 | 0.00 | 3164240.00 | 10.65 | 3164240.00 | 0.00 | 3164240.00 | 10.65 | 0.00 | 10.65 | 0.00 | 0.00 | 0.00 | 0.00 | 0.00 |
| (2) | FOREIGN : | | | | | | | | | | | | | | | | | | | |
| (a) | NRI / Foreign Individuals | | | 0.00 | 0.00 | 0.00 | 0.00 | 0.00 | 0.00 | 0.00 | 0.00 | 0.00 | 0.00 | 0.00 | 0.00 | 0.00 | 0.00 | 0.00 | 0.00 | 0.00 |
| (b) | Foreign Govt.-Promoter | | | 0.00 | 0.00 | 0.00 | 0.00 | 0.00 | 0.00 | 0.00 | 0.00 | 0.00 | 0.00 | 0.00 | 0.00 | 0.00 | 0.00 | 0.00 | 0.00 | 0.00 |
| (c) | Foreign Inst.Invst.(FII)s | | | 0.00 | 0.00 | 0.00 | 0.00 | 0.00 | 0.00 | 0.00 | 0.00 | 0.00 | 0.00 | 0.00 | 0.00 | 0.00 | 0.00 | 0.00 | 0.00 | 0.00 |
| (d) | Foreign Portfolio Investor | | | 0.00 | 0.00 | 0.00 | 0.00 | 0.00 | 0.00 | 0.00 | 0.00 | 0.00 | 0.00 | 0.00 | 0.00 | 0.00 | 0.00 | 0.00 | 0.00 | 0.00 |
| (e) | Any Other (specify) | | | | | | | | | | | | | | | | | | | |
| | Foreign Company | | | 0.00 | 0.00 | 0.00 | 0.00 | 0.00 | 0.00 | 0.00 | 0.00 | 0.00 | 0.00 | 0.00 | 0.00 | 0.00 | 0.00 | 0.00 | 0.00 | 0.00 |
| | Overseas Corporate Bodies | | | 0.00 | 0.00 | 0.00 | 0.00 | 0.00 | 0.00 | 0.00 | 0.00 | 0.00 | 0.00 | 0.00 | 0.00 | 0.00 | 0.00 | 0.00 | 0.00 | 0.00 |
| | Foreign Bank | | | 0.00 | 0.00 | 0.00 | 0.00 | 0.00 | 0.00 | 0.00 | 0.00 | 0.00 | 0.00 | 0.00 | 0.00 | 0.00 | 0.00 | 0.00 | 0.00 | 0.00 |
| | Sub Total (A)(2) : | | | 0.00 | 0.00 | 0.00 | 0.00 | 0.00 | 0.00 | 0.00 | 0.00 | 0.00 | 0.00 | 0.00 | 0.00 | 0.00 | 0.00 | 0.00 | 0.00 | 0.00 |
| | Total Shareholding of Promoter and Promoter Group.(A) = (A)(1) | | | 3.00 | 3164240.00 | 0.00 | 0.00 | 3164240.00 | 10.65 | 3164240.00 | 0.00 | 3164240.00 | 10.65 | 0.00 | 10.65 | 0.00 | 0.00 | 0.00 | 0.00 | 0.00 |





Table III - Statement showing shareholding pattern of the Public shareholder

| | Category & Name of shareholders (I) | PAN (II) | Nos. of shareholders (III) | No. of fully paid-up equity shares held (IV) | No. of party paid-up equity shares held (V) | Nos. of shares underlying Depository Receipt (VI) | Total nos. shares held (VII) = (IV)+(V)+(VI) | Shareholdin g % calculated as per SCRR, 1957 As a % of (A+B+C2) (VIII) | Number of Voting Rights held in each class of securities (IX) | | | No. of Shares Underlying Outstanding convertible securities (Including Warrants) (X) | Shareholding as a % assuming full conversion of convertible securities (as a percentage of diluted share capital) (XI)= (VII)+(X) as a % of (A+B+C) | Number of Locked in shares (XII) | | Number of Shares pledged or otherwise encumbered (XIII) | | Number of equity shares held in dematerialized form (XIV) | |
|-----|---|-------------|----------------------------------|---|---|---|---|---|---|------------|-----------|--|---|---|------------|---|------------|--|---|
| | | | | | | | | | No. of Voting Rights | | | | | Total as a % of Total Voting rights | No. (a) | As a % of total Shares held (b) | No. (a) | | As a % of total Shares held (b) |
| | | | | | | | | | Class (Eq.) | Class y | Total | | | | | | | | |
| (1) | Institutions : | | | | | | | | | | | | | | | | | | |
| (a) | Mutual Funds / UTI | | 0.00 | 0.00 | 0.00 | 0.00 | 0.00 | 0.00 | 0.00 | 0.00 | 0.00 | 0.00 | 0.00 | 0.00 | 0.00 | 0.00 | | | 0.00 |
| (b) | Venture Capital Funds | | 0.00 | 0.00 | 0.00 | 0.00 | 0.00 | 0.00 | 0.00 | 0.00 | 0.00 | 0.00 | 0.00 | 0.00 | 0.00 | 0.00 | | | 0.00 |
| (c) | Alternate Investment Fund | | 0.00 | 0.00 | 0.00 | 0.00 | 0.00 | 0.00 | 0.00 | 0.00 | 0.00 | 0.00 | 0.00 | 0.00 | 0.00 | 0.00 | | | 0.00 |
| (d) | Foreign Venture Capital Investor | | 0.00 | 0.00 | 0.00 | 0.00 | 0.00 | 0.00 | 0.00 | 0.00 | 0.00 | 0.00 | 0.00 | 0.00 | 0.00 | 0.00 | | | 0.00 |
| (e) | Foreign Portfolio Investor | | 0.00 | 0.00 | 0.00 | 0.00 | 0.00 | 0.00 | 0.00 | 0.00 | 0.00 | 0.00 | 0.00 | 0.00 | 0.00 | 0.00 | | | 0.00 |
| (f) | Financial Institutions/Banks | | 0.00 | 0.00 | 0.00 | 0.00 | 0.00 | 0.00 | 0.00 | 0.00 | 0.00 | 0.00 | 0.00 | 0.00 | 0.00 | 0.00 | | | 0.00 |
| (g) | Insurance Companies | | 0.00 | 0.00 | 0.00 | 0.00 | 0.00 | 0.00 | 0.00 | 0.00 | 0.00 | 0.00 | 0.00 | 0.00 | 0.00 | 0.00 | | | 0.00 |
| (h) | Provident Funds/Pension Funds | | 0.00 | 0.00 | 0.00 | 0.00 | 0.00 | 0.00 | 0.00 | 0.00 | 0.00 | 0.00 | 0.00 | 0.00 | 0.00 | 0.00 | | | 0.00 |
| (i) | Any Other (specify) | | | | | | | | | | | | | | | | | | |
| | Foreign Inst. Invst. (FII) | | 0.00 | 0.00 | 0.00 | 0.00 | 0.00 | 0.00 | 0.00 | 0.00 | 0.00 | 0.00 | 0.00 | 0.00 | 0.00 | 0.00 | | | 0.00 |
| | Sub Total (B)(1) : | | 0.00 | 0.00 | 0.00 | 0.00 | 0.00 | 0.00 | 0.00 | 0.00 | 0.00 | 0.00 | 0.00 | 0.00 | 0.00 | 0.00 | | | 0.00 |
| (2) | Central Govt./State Govt./ President of India : | | | | | | | | | | | | | | | | | | |
| | Sub Total (B)(2) : | | 0.00 | 0.00 | 0.00 | 0.00 | 0.00 | 0.00 | 0.00 | 0.00 | 0.00 | 0.00 | 0.00 | 0.00 | 0.00 | 0.00 | | | 0.00 |
| (3) | Non-institutions : | | | | | | | | | | | | | | | | | | |
| (a) | Individuals - | | | | | | | | | | | | | | | | | | |
| | i) Indv. shareholders holding nominal share capital upto Rs. 2 Lakh. | | 43.00 | 651800.00 | 0.00 | 0.00 | 651800.00 | 2.19 | 651800.00 | 0.00 | 651800.00 | 2.19 | 0.00 | 2.19 | 0.00 | | | | 112100.00 |
| | TOTAL :=== | | 43.00 | 651800.00 | 0.00 | 0.00 | 651800.00 | 2.19 | 651800.00 | 0.00 | 651800.00 | 2.19 | 0.00 | 2.19 | 0.00 | | | | 112100.00 |
| | ii) Indv. shareholders holding nominal share capital in excess of Rs. 2 Lakh. | | | | | | | | | | | | | | | | | | |
| 1 | BIMAL KUMAR SONTHALIA (HUF) | AAEHB5649G | | 21000.00 | 0.00 | 0.00 | 21000.00 | 0.07 | 21000.00 | 0.00 | 21000.00 | 0.07 | 0.00 | 0.07 | 0.00 | | | | 0.00 |
| 2 | PUNEET SHARMA | BYFPS4319J | | 21200.00 | 0.00 | 0.00 | 21200.00 | 0.07 | 21200.00 | 0.00 | 21200.00 | 0.07 | 0.00 | 0.07 | 0.00 | | | | 0.00 |
| 3 | SAROJ KUMAR ADAK | AEBPA6695N | | 21700.00 | 0.00 | 0.00 | 21700.00 | 0.07 | 21700.00 | 0.00 | 21700.00 | 0.07 | 0.00 | 0.07 | 0.00 | | | | 0.00 |
| 4 | VIKRAM RANA | AFBPR4439Q | | 21700.00 | 0.00 | 0.00 | 21700.00 | 0.07 | 21700.00 | 0.00 | 21700.00 | 0.07 | 0.00 | 0.07 | 0.00 | | | | 0.00 |
| 5 | PRAMOD AGARWAL | AFYPA2778N | | 21700.00 | 0.00 | 0.00 | 21700.00 | 0.07 | 21700.00 | 0.00 | 21700.00 | 0.07 | 0.00 | 0.07 | 0.00 | | | | 0.00 |
| 6 | SUNIL KUMAR AGARWAL. | AIYPA7622E | | 21700.00 | 0.00 | 0.00 | 21700.00 | 0.07 | 21700.00 | 0.00 | 21700.00 | 0.07 | 0.00 | 0.07 | 0.00 | | | | 0.00 |
| 7 | VAIBHAV VASHISHT | ALDPV3126C | | 21700.00 | 0.00 | 0.00 | 21700.00 | 0.07 | 21700.00 | 0.00 | 21700.00 | 0.07 | 0.00 | 0.07 | 0.00 | | | | 0.00 |
| 8 | SANJAY KUMAR PATHAK | AMIPP8453C | | 21700.00 | 0.00 | 0.00 | 21700.00 | 0.07 | 21700.00 | 0.00 | 21700.00 | 0.07 | 0.00 | 0.07 | 0.00 | | | | 0.00 |
| 9 | SHWETABH KRISHNA | AOFPK6101H | | 21700.00 | 0.00 | 0.00 | 21700.00 | 0.07 | 21700.00 | 0.00 | 21700.00 | 0.07 | 0.00 | 0.07 | 0.00 | | | | 0.00 |
| 10 | RISHABH SHARMA | CXUPS0935B | | 21700.00 | 0.00 | 0.00 | 21700.00 | 0.07 | 21700.00 | 0.00 | 21700.00 | 0.07 | 0.00 | 0.07 | 0.00 | | | | 0.00 |
| 11 | ASHISH KUMAR SINGH | CNKPS7612D | | 22100.00 | 0.00 | 0.00 | 22100.00 | 0.07 | 22100.00 | 0.00 | 22100.00 | 0.07 | 0.00 | 0.07 | 0.00 | | | | 0.00 |
| 12 | SIDDHARTH AGRAWAL | ADVPA6220E | | 22500.00 | 0.00 | 0.00 | 22500.00 | 0.08 | 22500.00 | 0.00 | 22500.00 | 0.08 | 0.00 | 0.08 | 0.00 | | | | 0.00 |
| 13 | ABHISHEK AGRAWAL | AEXPA4808F | | 22500.00 | 0.00 | 0.00 | 22500.00 | 0.08 | 22500.00 | 0.00 | 22500.00 | 0.08 | 0.00 | 0.08 | 0.00 | | | | 0.00 |
| 14 | NISHA AGRAWAL | AJRPA0908P | | 22500.00 | 0.00 | 0.00 | 22500.00 | 0.08 | 22500.00 | 0.00 | 22500.00 | 0.08 | 0.00 | 0.08 | 0.00 | | | | 0.00 |
| 15 | BIRENDRA PRASAD | BKVPP6609N | | 23000.00 | 0.00 | 0.00 | 23000.00 | 0.08 | 23000.00 | 0.00 | 23000.00 | 0.08 | 0.00 | 0.08 | 0.00 | | | | 0.00 |
| 16 | NAVEEN KUMAR | BOIPK5174E | | 23400.00 | 0.00 | 0.00 | 23400.00 | 0.08 | 23400.00 | 0.00 | 23400.00 | 0.08 | 0.00 | 0.08 | 0.00 | | | | 0.00 |
| 17 | NEETU SHARMA | BTSPS7841B | | 25000.00 | 0.00 | 0.00 | 25000.00 | 0.08 | 25000.00 | 0.00 | 25000.00 | 0.08 | 0.00 | 0.08 | 0.00 | | | | 0.00 |
| 18 | MANJU | AWDPM8498D | | 26700.00 | 0.00 | 0.00 | 26700.00 | 0.09 | 26700.00 | 0.00 | 26700.00 | 0.09 | 0.00 | 0.09 | 0.00 | | | | 0.00 |
| 19 | JAGDISH PRASAD AGRAWAL | ACIPA4121G | | 28500.00 | 0.00 | 0.00 | 28500.00 | 0.10 | 28500.00 | 0.00 | 28500.00 | 0.10 | 0.00 | 0.10 | 0.00 | | | | 28500.00 |



| Category & Name of shareholders (I) | PAN (II) | Nos. of shareholders (III) | No. of fully paid-up equity shares held (IV) | No. of partly paid-up equity shares held (V) | Nos. of shares underlying Depository Receipt (VI) | Total nos. shares held (VII) = (IV)+(V)+(VI) | Shareholdin g % calculated as per SCRR, 1957 As a % of (A+B+C2) (VIII) | Number of Voting Rights held in each class of securities (IX) | | | No. of Shares Underlying Outstanding convertible securities (including Warrants) (X) | Shareholding as a % assuming full conversion of convertible securities (as a percentage of diluted share capital) (XI)= (VII)+(X) as a % of (A+B+C) | Number of Locked in shares (XII) | | Number of Shares pledged or otherwise encumbered (XIII) | | Number of equity shares held in dematerialized form (XIV) | |
|---|-------------|----------------------------------|---|--|--|---|---|---|------------|-------------|--|---|---|------------|---|------------|--|---|
| | | | | | | | | No. of Voting Rights | | | | | Total as a % of Total Voting rights | No. (a) | As a % of total Shares held (b) | No. (a) | | As a % of total Shares held (b) |
| | | | | | | | | Class (Eq.) | Class y | Total | | | | | | | | |
| ii) Holding Less than 1% : | | | | | | | | | | | | | | | | | | |
| | | 8.00 | 1394535.00 | 0.00 | 0.00 | 1394535.00 | 4.70 | 1394535.00 | 0.00 | 1394535.00 | 4.70 | 0.00 | 4.70 | 0.00 | | | | 0.00 |
| TOTAL :=== | | 8.00 | 1394535.00 | 0.00 | 0.00 | 1394535.00 | 4.70 | 1394535.00 | 0.00 | 1394535.00 | 4.70 | 0.00 | 4.70 | 0.00 | | | | 0.00 |
| Non Resident Indian | | 0.00 | 0.00 | 0.00 | 0.00 | 0.00 | 0.00 | 0.00 | 0.00 | 0.00 | 0.00 | 0.00 | 0.00 | 0.00 | | | | 0.00 |
| Foreign National | | 0.00 | 0.00 | 0.00 | 0.00 | 0.00 | 0.00 | 0.00 | 0.00 | 0.00 | 0.00 | 0.00 | 0.00 | 0.00 | | | | 0.00 |
| Overseas Corporate Bodies | | 0.00 | 0.00 | 0.00 | 0.00 | 0.00 | 0.00 | 0.00 | 0.00 | 0.00 | 0.00 | 0.00 | 0.00 | 0.00 | | | | 0.00 |
| Foreign Bank | | 0.00 | 0.00 | 0.00 | 0.00 | 0.00 | 0.00 | 0.00 | 0.00 | 0.00 | 0.00 | 0.00 | 0.00 | 0.00 | | | | 0.00 |
| Trust | | 0.00 | 0.00 | 0.00 | 0.00 | 0.00 | 0.00 | 0.00 | 0.00 | 0.00 | 0.00 | 0.00 | 0.00 | 0.00 | | | | 0.00 |
| Foreign Company | | 0.00 | 0.00 | 0.00 | 0.00 | 0.00 | 0.00 | 0.00 | 0.00 | 0.00 | 0.00 | 0.00 | 0.00 | 0.00 | | | | 0.00 |
| Others | | 0.00 | 0.00 | 0.00 | 0.00 | 0.00 | 0.00 | 0.00 | 0.00 | 0.00 | 0.00 | 0.00 | 0.00 | 0.00 | | | | 0.00 |
| Sub Total (B)(3) : | | 112.00 | 26535950.00 | 0.00 | 0.00 | 26535950.00 | 89.35 | 26535950.00 | 0.00 | 26535950.00 | 89.35 | 0.00 | 89.35 | 0.00 | | | | 1134500.00 |
| Total Public shareholding : (B) = (B)(1)+(B)(2)+(B)(3) | | 112.00 | 26535950.00 | 0.00 | 0.00 | 26535950.00 | 89.35 | 26535950.00 | 0.00 | 26535950.00 | 89.35 | 0.00 | 89.35 | 0.00 | | | | 1134500.00 |
| IEPF Authority | | 0.00 | 0.00 | 0.00 | 0.00 | 0.00 | 0.00 | 0.00 | 0.00 | 0.00 | 0.00 | 0.00 | 0.00 | 0.00 | | | | 0.00 |
| TOTAL --> | | 115.00 | 29700190.00 | 0.00 | 0.00 | 29700190.00 | 100.00 | 29700190.00 | 0.00 | 29700190.00 | 100.00 | 0.00 | 100.00 | 0.00 | | | | 1134500.00 |



Table IV - Statement showing shareholding pattern of the Non Promoter - Non Public shareholder

| | Category & Name of shareholders (I) | PAN (II) | Nos. of shareholders (III) | No. of fully paid up equity shares held (IV) | No. of partly paid-up equity shares held (V) | Nos. of shares underlying Depository Receipt (VI) | Total nos. shares held (VII) = (IV)+(V)+(VI) | Shareholding % calculated as per SCRR, 1967 As a % of (A+B+C2) (VIII) | Number of Voting Rights held in each class of securities (IX) | | | No. of Shares Underlying Outstanding convertible securities (Including Warrants) (X) | Shareholding as a % assuming full conversion of convertible securities (as a percentage of diluted share capital) (XI) = (VII)+(X) as a % of (A+B+C) | Number of Locked in shares (XII) | | Number of Shares pledged or otherwise encumbered (XIII) | | Number of equity shares held in dematerialized form (XIV) | |
|-----|---|----------|----------------------------|--|--|---|--|---|---|---------|-------|--|--|-------------------------------------|---------|---|---------|---|---------------------------------|
| | | | | | | | | | No. of Voting Rights | | | | | Total as a % of Total Voting rights | No. (a) | As a % of total Shares held (b) | No. (a) | | As a % of total Shares held (b) |
| | | | | | | | | | Class (Eq.) | Class y | Total | | | | | | | | |
| (1) | Custodian.DR Holder | | | | | | | | | | | | | | | | | | |
| (2) | Employee Benefit Trust (under SEBI (share based Employee Benefit) Regulations, 2014 | | | | | | | | | | | | | | | | | | |
| | Total Non-Promoter - Non-Public Shareholding (C)=(C)(1)+(C)(2) | | | | | | | | | | | | | | | | | | |

