

**Format of holding of specified securities**

**Annexure - I**

1. Name of the Listed Entity : JAGADISHWAR PHARMACEUTICAL WORKS LTD.
2. Scrip Code: **JPWL** /Name of Scrip: **JAGADISHWAR PHARMACEUTICAL WORKS LTD.** / Class of Security : Equity Shares
3. Share Holding Pattern Field under: Reg.31(1)(b)/Reg.31(1)(c)
  - a. If under 31(1)(b) then indicate the report for Quarter ending 31.12.2022
4. Declaration: The Listed entity is required to submit the following declaration to the extent of submission of information:-

	<b>Particulars</b>	<b>Yes*</b>	<b>No*</b>
1.	Whether the Listed Entity has issued any partly paid up shares ?		No
2.	Whether the Listed Entity has issued any Convertible Securities or Warrants ?		No
3.	Whether the Listed Entity has any shares against which depository receipts are issued ?		No
4.	Whether the Listed Entity has any shares in locked-in ?		No
5.	Whether any shares held by promoters are pledge or otherwise encumbered ?		No

5. The tabular format for disclosure of holding of specified securities is as follows :-






Table I - Summary Statement holding of specified securities

Category (I)	Category of shareholder (II)	Nos. of shareholders (III)	No. of fully paid-up equity shares held (IV)	No. of partly paid-up equity shares held (V)	No. of shares underlying Depository Receipt (VI)	Total nos. shares held (VII) = (IV)+(V)+(VI)	Shareholding as a % of total no. of shares (calculated as per SCRR, 1957) (VIII) As a % of (A+B+C2)	Number of Voting Rights held in each class of securities (IX)			No. of Shares Underlying convertible securities (Including Warrants) (X)	Shareholding as a % assuming full conversion of convertible securities (as a percentage of diluted share capital) (XI)=(VII)+(X) as a % of (A+B+C)	Number of Locked in shares (XII)		Number of Shares pledged or otherwise encumbered (XIII)		Number of equity shares held in dematerialized form (XIV)	
								No. of Voting Rights					Total as a % of (A+B+C)	No. (a)	As a % of total Shares held (b)	No. (a)		As a % of total Shares held (b)
								Class eg: Eq.	Class eg:y	Total								
(A)	Promoter & Promoters Group	3	3164240			3164240	11	3164240		3164240	11							
(B)	Public	111	26535950			26535950	89	26535950		26535950	89						1134500	
(C)	Non Promoter-Non Public																	
(C1)	Shares underlying DRs																	
(C2)	Shares held by Employee Trust																	
	Total : =	114	29700190	0		29700190	100	29700190		29700190	100	0	0	0	0	0	1134500	
	Actual Holder->	116																




**Table II - Statement showing shareholding pattern of the Promoter and Promoter Group**

Category & Name of shareholders (I)	Entity ID. (i.e. Promoter OR Promoter Group Entity)	PAN (II)	Nos. of shareholders (III)	No. of fully paid-up equity shares held (IV)	No. of partly paid-up equity shares held (V)	Nos. of shares underlying Depository Receipt (VI)	Total nos. shares held (VII) = (IV)+(V)+(VI)	Shareholding % calculated as per SCRR, 1957 As a % of (A+B+C2) (VIII)	Number of Voting Rights held in each class of securities (IX)			No. of Shares Underlying Outstanding convertible securities (Including Warrants) (X)	Shareholding as a % assuming full conversion of convertible securities (as a percentage of diluted share capital) (XI) = (VII)+(X) as a % of (A+B+C)	Number of Locked in shares (XII)		Number of Shares pledged or otherwise encumbered (XIII)		Number of equity shares held in dematerialized form (XIV)	
									No. of Voting Rights					Total as a % of Total Voting rights	No. (a)	As a % of total Shares held (b)	No. (a)		As a % of total Shares held (b)
									Class (Eq.)	Class y	Total								
(1) INDIAN :																			
(a) Individuals / HUF			0	0	0	0	0	0	0	0	0	0	0	0	0	0	0	0	0
(b) Central Govt./State Govt.(s)			0	0	0	0	0	0	0	0	0	0	0	0	0	0	0	0	0
(c) Financial Institutions/Banks			0	0	0	0	0	0	0	0	0	0	0	0	0	0	0	0	0
(d) Any Other (specify)																			
Bodies Corporate																			
1 N.E.ELECTRONICS LTD	Promoter Group	AAACN6695B		1040000	0	0	1040000	4	1040000	0	1040000	4	0	4	0	0	0	0	0
2 ISPAT SHEETS LIMITED	Promoter Group	AAACI4429E		1061820	0	0	1061820	4	1061820	0	1061820	4	0	4	0	0	0	0	0
3 LOGIC INFOTECH LTD.	Promoter Group	AAACL9585G		1062420	0	0	1062420	4	1062420	0	1062420	4	0	4	0	0	0	0	0
TOTAL :===			3	3164240	0	0	3164240	11	3164240	0	3164240	11	0	11	0	0	0	0	0
Mutual Fund			0	0	0	0	0	0	0	0	0	0	0	0	0	0	0	0	0
Trust			0	0	0	0	0	0	0	0	0	0	0	0	0	0	0	0	0
Others			0	0	0	0	0	0	0	0	0	0	0	0	0	0	0	0	0
Sub Total (A)(1) :			3	3164240	0	0	3164240	11	3164240	0	3164240	11	0	11	0	0	0	0	0
(2) FOREIGN :																			
(a) NRI / Foreign Individuals			0	0	0	0	0	0	0	0	0	0	0	0	0	0	0	0	0
(b) Foreign Govt.-Promoter			0	0	0	0	0	0	0	0	0	0	0	0	0	0	0	0	0
(c) Foreign Inst. Invst. (FIs)			0	0	0	0	0	0	0	0	0	0	0	0	0	0	0	0	0
(d) Foreign Portfolio Investor			0	0	0	0	0	0	0	0	0	0	0	0	0	0	0	0	0
(e) Any Other (specify)																			
Foreign Company			0	0	0	0	0	0	0	0	0	0	0	0	0	0	0	0	0
Overseas Corporate Bodies			0	0	0	0	0	0	0	0	0	0	0	0	0	0	0	0	0
Foreign Bank			0	0	0	0	0	0	0	0	0	0	0	0	0	0	0	0	0
Sub Total (A)(2) :			0	0	0	0	0	0	0	0	0	0	0	0	0	0	0	0	0
Total Shareholding of Promoter and Promoter Group.(A) = (A)(1) + (A)(2) :			3	3164240	0	0	3164240	11	3164240	0	3164240	11	0	11	0	0	0	0	0




**Table III - Statement showing shareholding pattern of the Public shareholder**

	Category & Name of shareholders (I)	PAN (II)	Nos. of shareholders (III)	No. of fully paid-up equity shares held (IV)	No. of partly paid- up equity shares held (V)	Nos. of shares underlying Depository Receipt (VI)	Total nos. shares held (VII) = (IV)+(V)+(VI)	Shareholding % calculated as per SCRR, 1957 As a % of (A+B+C2) (VIII)	Number of Voting Rights held in each class of securities (IX)			No. of Shares Underlying Outstanding convertible securities (including Warrants) (X)	Shareholding as a % assuming full conversion of convertible securities (as a percentage of diluted share capital) (XI) = (VII)+(X) as a % of (A+B+C)	Number of Locked in shares (XII)		Number of Shares pledged or otherwise		Number of equity shares held in dematerializ ed form (XIV)	
									No. of Voting Rights					Total as a % of Total Voting rights	No. (a)	As a % of total Shares held (b)	No. (a)		As a % of total Shares held (b)
									Class (Eq.)	Class y	Total								
(1)	Institutions (Domestic):																		
(a)	Mutual Funds / UTI		0	0	0	0	0	0	0	0	0	0	0	0	0	0	0	0	0
(b)	Venture Capital Funds		0	0	0	0	0	0	0	0	0	0	0	0	0	0	0	0	0
(c)	Alternate Investment Fund		0	0	0	0	0	0	0	0	0	0	0	0	0	0	0	0	0
(d)	Banks		0	0	0	0	0	0	0	0	0	0	0	0	0	0	0	0	0
(e)	Insurance Companies		0	0	0	0	0	0	0	0	0	0	0	0	0	0	0	0	0
(f)	Provident Funds/Pension Funds		0	0	0	0	0	0	0	0	0	0	0	0	0	0	0	0	0
(g)	Asset Reconstruction Companies		0	0	0	0	0	0	0	0	0	0	0	0	0	0	0	0	0
(h)	Sovereign Wealth Funds		0	0	0	0	0	0	0	0	0	0	0	0	0	0	0	0	0
(i)	NBFCs REGISTERED WITH RBI		0	0	0	0	0	0	0	0	0	0	0	0	0	0	0	0	0
(j)	Other Financial Institutions		0	0	0	0	0	0	0	0	0	0	0	0	0	0	0	0	0
(k)	Any Other (specify)																		
	Foreign Inst. Invst. (FII)s		0	0	0	0	0	0	0	0	0	0	0	0	0	0	0	0	0
	Sub Total (B)(1) :		0	0	0	0	0	0	0	0	0	0	0	0	0	0	0	0	0
(2)	Institutions (Foreign):																		
(a)	Foreign Direct Investment		0	0	0	0	0	0	0	0	0	0	0	0	0	0	0	0	0
(b)	Foreign Venture Capital Investors		0	0	0	0	0	0	0	0	0	0	0	0	0	0	0	0	0
(c)	Sovereign Wealth Funds		0	0	0	0	0	0	0	0	0	0	0	0	0	0	0	0	0
(d)	Foreign Portfolio Investors Cate-I		0	0	0	0	0	0	0	0	0	0	0	0	0	0	0	0	0
(e)	Foreign Portfolio Investors Cate-II		0	0	0	0	0	0	0	0	0	0	0	0	0	0	0	0	0
(f)	Overseas Depositories (holding DRs)		0	0	0	0	0	0	0	0	0	0	0	0	0	0	0	0	0
(g)	Any Other (specify)		0	0	0	0	0	0	0	0	0	0	0	0	0	0	0	0	0
	Sub Total (B)(2) :		0	0	0	0	0	0	0	0	0	0	0	0	0	0	0	0	0
(3)	Central Govt./State Govt.(s):																		
(a)	Central Govt./President of India		0	0	0	0	0	0	0	0	0	0	0	0	0	0	0	0	0
(b)	State Govt./Governor		0	0	0	0	0	0	0	0	0	0	0	0	0	0	0	0	0
(c)	Shareholding by Companies or Bodies																		
	Corporate where Central/State Govt. is a Promoter.		0	0	0	0	0	0	0	0	0	0	0	0	0	0	0	0	0
	Sub Total (B)(3) :		0	0	0	0	0	0	0	0	0	0	0	0	0	0	0	0	0
(4)	Non-institutions :																		
(a)	Associate companies / Subsidiaries		0	0	0	0	0	0	0	0	0	0	0	0	0	0	0	0	0
(b)	Directors and their relatives (excluding independent directors and nominee directors)		0	0	0	0	0	0	0	0	0	0	0	0	0	0	0	0	0
(c)	Key Managerial Personnel		0	0	0	0	0	0	0	0	0	0	0	0	0	0	0	0	0
(d)	Relatives of promoters (other than "immediate relatives" of promoters disclosed under "Promoter and Promoter Group" category)		0	0	0	0	0	0	0	0	0	0	0	0	0	0	0	0	0
(e)	Trusts where any person belonging to "Promoter and Promoter Group" category is "trustee", beneficiary, or "author of the trust".		0	0	0	0	0	0	0	0	0	0	0	0	0	0	0	0	0
(f)	Investor Education and Protection Fund (IEPF).		0	0	0	0	0	0	0	0	0	0	0	0	0	0	0	0	0



	Category & Name of shareholders (I)	PAN (II)	Nos. of shareholders (III)	No. of fully paid-up equity shares held (IV)	No. of partly paid-up equity shares held (V)	Nos. of shares underlying Depository Receipt (VI)	Total nos. shares held (VII) = (IV)+(V)+(VI)	Shareholding % calculated as per SCRR, 1957 As a % of (A+B+C2) (VIII)	Number of Voting Rights held in each class of securities (IX)			No. of Shares Underlying convertible securities (Including Warrants) (X)	Shareholding as a % assuming full conversion of convertible securities (as a percentage of diluted share capital) (XI) = (VII)+(X) as a % of (A+B+C)	Number of Locked in shares (XII)		Number of Shares pledged or otherwise (XIII)		Number of equity shares held in dematerialized form (XIV)	
									No. of Voting Rights					Total as a % of Total Voting rights	No. (a)	As a % of total Shares held (b)	No. (a)		As a % of total Shares held (b)
									Class (Eq.)	Class y	Total								
(g)	Resident individuals holding nominal share capital up to of Rs. 2 Lakh.																		
	i) Holding 1% and above :																		
	TOTAL :===		0	0	0	0	0	0	0	0	0	0	0	0	0	0	0	0	0
	ii) Holding Less than 1% :																		
	TOTAL :===		43	651800	0	0	651800	2	651800	0	651800	2	0	2	0				112100
	TOTAL :===		43	651800	0	0	651800	2	651800	0	651800	2	0	2	0				112100
(h)	Resident individuals holding nominal share capital in excess of Rs. 2 Lakh.																		
	i) Holding 1% and above :																		
	TOTAL :===		0	0	0	0	0	0	0	0	0	0	0	0	0	0	0	0	0
	ii) Holding Less than 1% :																		
	TOTAL :===		34	1162300	0	0	1162300	4	1162300	0	1162300	4	0	4	0				706800
	TOTAL :===		34	1162300	0	0	1162300	4	1162300	0	1162300	4	0	4	0				706800
(i)	Non Resident Indians (NRIs)		0	0	0	0	0	0	0	0	0	0	0	0	0	0	0	0	0
(j)	Foreign Nationals		0	0	0	0	0	0	0	0	0	0	0	0	0	0	0	0	0
(k)	Foreign Companies		0	0	0	0	0	0	0	0	0	0	0	0	0	0	0	0	0
(l)	Bodies Corporate																		
	i) Holding 1% and above :																		
1	ONLINE INFORMATION TECHNOLOGIES LIMITED	AAACO6553D		315600	0	0	315600	1	315600	0	315600	1	0	1	0	0	0	0	315600
2	KACHNAR SECURITIES PVT. LTD.	AABCK1198F		326000	0	0	326000	1	326000	0	326000	1	0	1	0	0	0	0	0
3	BHASKAR FUND MANAGEMENT LTD.	AABCB3120E		333195	0	0	333195	1	333195	0	333195	1	0	1	0	0	0	0	0
4	BHADRAWATI STEEL & URJA LTD.	AAACG7998M		441400	0	0	441400	1	441400	0	441400	1	0	1	0	0	0	0	0
5	ARTILLEGENCE BIO-INNOVATIONS LTD.	AAACI7359F		452800	0	0	452800	2	452800	0	452800	2	0	2	0	0	0	0	0
6	SURABHI DAIRY PRODUCTS PVT.LTD.	AAECS3793B		542000	0	0	542000	2	542000	0	542000	2	0	2	0	0	0	0	0
7	OSHIN INVESTMENT & FINANCE PVT. LTD.	AAACO9051G		565280	0	0	565280	2	565280	0	565280	2	0	2	0	0	0	0	0
8	STOCKNET INTERNATIONAL LTD.	AAECS8494F		734635	0	0	734635	2	734635	0	734635	2	0	2	0	0	0	0	0
9	IMPALA INDUSTRIAL ENTP. LTD			809000	0	0	809000	3	809000	0	809000	3	0	3	0	0	0	0	0
10	ONLINE INFO. & TECHNOLOGIES LT			809000	0	0	809000	3	809000	0	809000	3	0	3	0	0	0	0	0
11	RAMKRISHNA FINCAP LIMITED			809000	0	0	809000	3	809000	0	809000	3	0	3	0	0	0	0	0
12	GATEWAY COMPUTERS PVT.LTD.			809750	0	0	809750	3	809750	0	809750	3	0	3	0	0	0	0	0
13	LAFFAN SOFTWARE LIMITED			810000	0	0	810000	3	810000	0	810000	3	0	3	0	0	0	0	0
14	SUPER FINANCE LTD.	AAGCS7188C		910000	0	0	910000	3	910000	0	910000	3	0	3	0	0	0	0	0
15	BHASKAR FUND MANAGEMENT LTD.			1040000	0	0	1040000	4	1040000	0	1040000	4	0	4	0	0	0	0	0
16	SHAKTI ISPAT PRODUCTS PRIVATE LIMITED	AAGCS8347D		1047200	0	0	1047200	4	1047200	0	1047200	4	0	4	0	0	0	0	0
17	DELTON EXIM PVT.LTD.			1059000	0	0	1059000	4	1059000	0	1059000	4	0	4	0	0	0	0	0
18	KIRTI ELECTRO SYSTEM PVT.LTD.			1067250	0	0	1067250	4	1067250	0	1067250	4	0	4	0	0	0	0	0
19	BAY INLAND FINANCE PVT.LTD.			1069000	0	0	1069000	4	1069000	0	1069000	4	0	4	0	0	0	0	0
20	NEW OUTLOOK SECURITIES LIMITED	AABCN6529M		1072550	0	0	1072550	4	1072550	0	1072550	4	0	4	0	0	0	0	0
21	CLIFTONS PEARSON EXPORT & AGENCIES LTD.	AAACC0049A		1104610	0	0	1104610	4	1104610	0	1104610	4	0	4	0	0	0	0	0
22	OMDAYAL HOLDINGS LIMITED	AAACT4931E		1251800	0	0	1251800	4	1251800	0	1251800	4	0	4	0	0	0	0	0
23	GANGA BUILDERS LIMITED	AAACG9808K		1435245	0	0	1435245	5	1435245	0	1435245	5	0	5	0	0	0	0	0
24	NISTHA TRADERS LIMITED	AAACN0756H		1446000	0	0	1446000	5	1446000	0	1446000	5	0	5	0	0	0	0	0
25	GLOBEX FINANCE CORPORATION LTD.	AAACG9813A		1449000	0	0	1449000	5	1449000	0	1449000	5	0	5	0	0	0	0	0
26	GROMORE FUND MANAGEMENT CO. LIMITED	AAACG9919K		1618000	0	0	1618000	5	1618000	0	1618000	5	0	5	0	0	0	0	0



Category & Name of shareholders (I)	PAN (II)	Nos. of shareholders (III)	No. of fully paid-up equity shares held (IV)	No. of partly paid- up equity shares held (V)	Nos. of shares underlying Depository Receipt (VI)	Total nos. shares held (VII) = (IV)+(V)+(VI)	Shareholding % calculated as per SCRR, 1957 As a % of (A+B+C2) (VIII)	Number of Voting Rights held in each class of securities (IX)			No. of Shares Underlying Outstanding convertible securities (Including Warrants) (X)	Shareholding as a % assuming full conversion of convertible securities (as a percentage of diluted share capital) (XI) = (VII)+(X) as a % of (A+B+C)	Number of Locked in shares (XII)		Number of Shares pledged or otherwise		Number of equity shares held in dematerializ ed form (XIV)	
								No. of Voting Rights					Total as a % of Total Voting rights	No. (a)	As a % of total Shares held (b)	No. (a)		As a % of total Shares held (b)
								Class (Eq.)	Class y	Total								
TOTAL :===		26	23327315	0	0	23327315	79	23327315	0	23327315	79	0	79	0			315600	
ii) Holding Less than 1% :																		
		8	1394535	0	0	1394535	5	1394535	0	1394535	5	0	5	0			0	
TOTAL :===		8	1394535	0	0	1394535	5	1394535	0	1394535	5	0	5	0			0	
(m) Any Other (specify) :		0	0	0	0	0	0	0	0	0	0	0	0	0			0	
Overseas Corporate Bodies		0	0	0	0	0	0	0	0	0	0	0	0	0			0	
Foreign Bank		0	0	0	0	0	0	0	0	0	0	0	0	0			0	
Trust		0	0	0	0	0	0	0	0	0	0	0	0	0			0	
Others		0	0	0	0	0	0	0	0	0	0	0	0	0			0	
Sub Total (B)(3) :		111	26535950	0	0	26535950	89	26535950	0	26535950	89	0	89	0			1134500	
Total Public shareholding : (B) = (B)(1)+(B)(2)+(B)(3)		111	26535950	0	0	26535950	89	26535950	0	26535950	89	0	89	0			1134500	
TOTAL -->		114	29700190	0	0	29700190	100	29700190	0	29700190	100	0	100	0	0	0	1134500	




Table IV - Statement showing shareholding pattern of the Non Promoter - Non Public shareholder

	Category & Name of shareholders (I)	PAN (II)	Nos. of shareholders (III)	No. of fully paid-up equity shares held (IV)	No. of partly paid-up equity shares held (V)	Nos. of shares underlying Depository Receipt (VI)	Total nos. shares held (VII) = (IV)+(V)+(VI)	Shareholding % calculated as per SCRR, 1957 As a % of (A+B+C2) (VIII)	Number of Voting Rights held in each class of securities (IX)			No. of Shares Underlying Outstanding convertible securities (Including Warrants) (X)	Shareholding as a % assuming full conversion of convertible securities (as a percentage of diluted share capital) (XI) = (VII)+(X) as a % of (A+B+C)	Number of Locked in shares (XII)		Number of Shares pledged or otherwise encumbered (XIII)		Number of equity shares held in dematerialized form (XIV)	
									No. of Voting Rights					Total as a % of Total Voting rights	No. (a)	As a % of total Shares held (b)	No. (a)		As a % of total Shares held (b)
									Class (Eq.)	Class y	Total								
(1)	<b>Custodian.DR Holder</b>																		
(a)	Name of DR holder (if any)																		
(i)																			
(2)	<b>Employee Benefit Trust / Employee Welfare Trust (under SEBI (share based Employee Benefits and Sweat Equity) Regulations, 2014</b>																		
(a)	Name:																		
	<b>Total Non-Promoter - Non-Public Shareholding (C)=(C)(1)+(C)(2)</b>																		

